SCREEN N°2 – VISTA DESDE LA DERECHA – (Los serpentines son iguales para todas las pantallas, solo cambian en la entrada)

PANTALLAS
2–3–4–5–6–9
10–11–12–13



Detalle de soldadura de tubos y planchuelas

CORTE L–L

Detalle de soldadura con tobera para tubo espesor 4.57

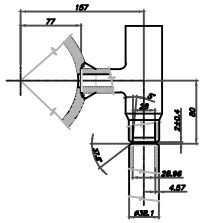

Las barras Pos 14 se soldaran cada 200 mm a lado al largo del separador, respetando la ubicacion indicada en el corte y en la vista de frente.
Se debe soldar de ambas caras de la pantalla
La soldadura debe ser continua a lo largo de la barra, segun detalle.

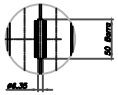

Soldadura de tubo de 1 1/2" espesor 4.57 a colector de 8"

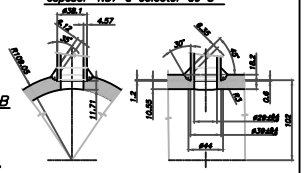

Detalle A

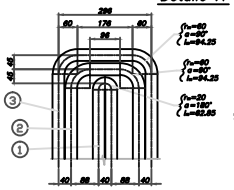

Detalle B

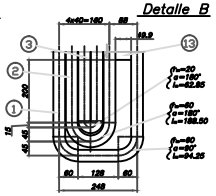

Detalle C

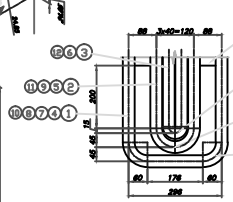

Detalle D

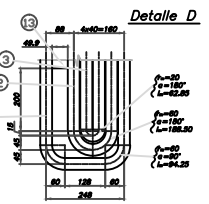

Notas:

1) El material de los tubos sera ASTM–A192 o ASTM–A178 de acuerdo a la disponibilidad.

2) El material de las planchuelas, barras, chapas y aditamentos sera A–36 o I–503–F20 de acuerdo a disponibilidad.

3) Todas las soldaduras bajo presion se realizaran de acuerdo a lo indicado por el codigo ASME en su seccion I.

Peso parcial: 14265.0 Kg

	Designation	Material	Qty	Weight	Total Weight	Page No.
1	Tubo Pl 1/2" esp 4.57	ASTM A-178	1	0.00	0.0 Kg	SHA1
2	Tubo Pl 1/2" esp 4.57	ASTM A-178	1	0.00	0.0 Kg	SHA1
3	Tubo Pl 1/2" esp 4.57	ASTM A-178	1	0.00	0.0 Kg	SHA1
4	Tubo Pl 1/2" esp 4.57	ASTM A-178	1	0.00	0.0 Kg	SHA1
5	Tubo Pl 1/2" esp 4.57	ASTM A-178	1	0.00	0.0 Kg	SHA1
6	Tubo Pl 1/2" esp 4.57	ASTM A-178	1	0.00	0.0 Kg	SHA1
7	Tubo Pl 1/2" esp 4.57	ASTM A-178	1	0.00	0.0 Kg	SHA1
8	Tubo Pl 1/2" esp 4.57	ASTM A-178	1	0.00	0.0 Kg	SHA1
9	Tubo Pl 1/2" esp 4.57	ASTM A-178	1	0.00	0.0 Kg	SHA1
10	Tubo Pl 1/2" esp 4.57	ASTM A-178	1	0.00	0.0 Kg	SHA1
11	Tubo Pl 1/2" esp 4.57	ASTM A-178	1	0.00	0.0 Kg	SHA1
12	Tubo Pl 1/2" esp 4.57	ASTM A-178	1	0.00	0.0 Kg	SHA1
13	Plancuela 50X 4.57	ASTM A-36	1	0.00	0.0 Kg	SHA1
14	Barra redonda 50 Ø	SAE 1010	1	0.00	0.0 Kg	SHA1

DETALLES DE ACOMETIDA DE SERPENTINAS A COLECTOR DE SALIDA

Detalle 1

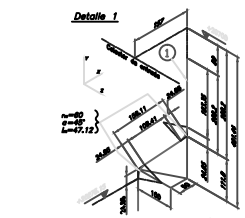

Detalle 2

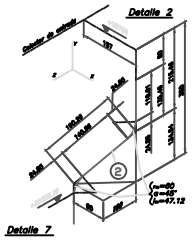

Detalle 3

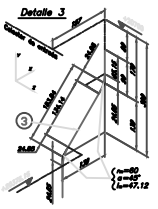

Detalle 4

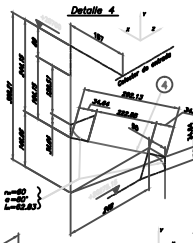

Detalle 5

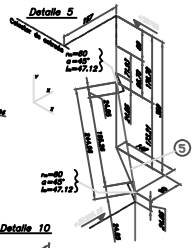

Detalle 6

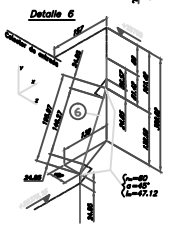

Detalle 7

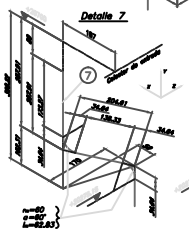

Detalle 8

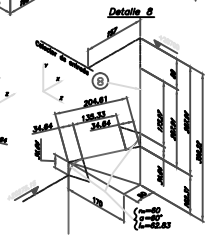

Detalle 9

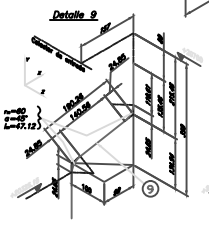

Detalle 10

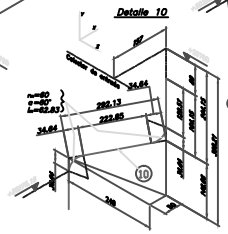

PLANTA UBICACION DE LAS 14 PANTALLAS

NOTA: Las pantallas 2–3–4–5–6–9–10–11–12 y 13son iguales, mientras que las demás son distintas entre si.

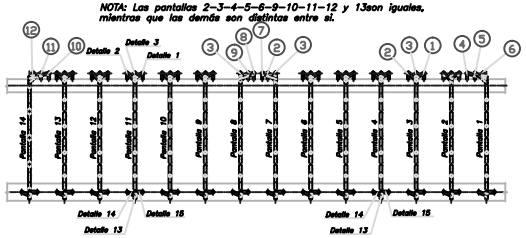

Detalle 11

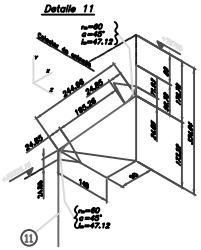

Detalle 12

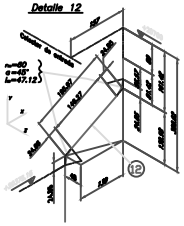

Detalle 13

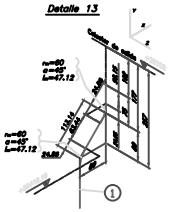

Detalle 14

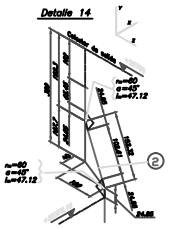

Detalle 15

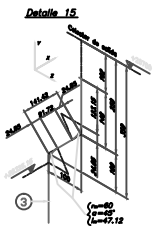

1:10

BOS-CFL-CAL-02

CALDERA FLASH
SCREEN N°2
DETALLE DE TUBOS