由 Autodesk 教育版产品制作

ReV.	Revision content description	Date
V0	FIRST	2018.06.26

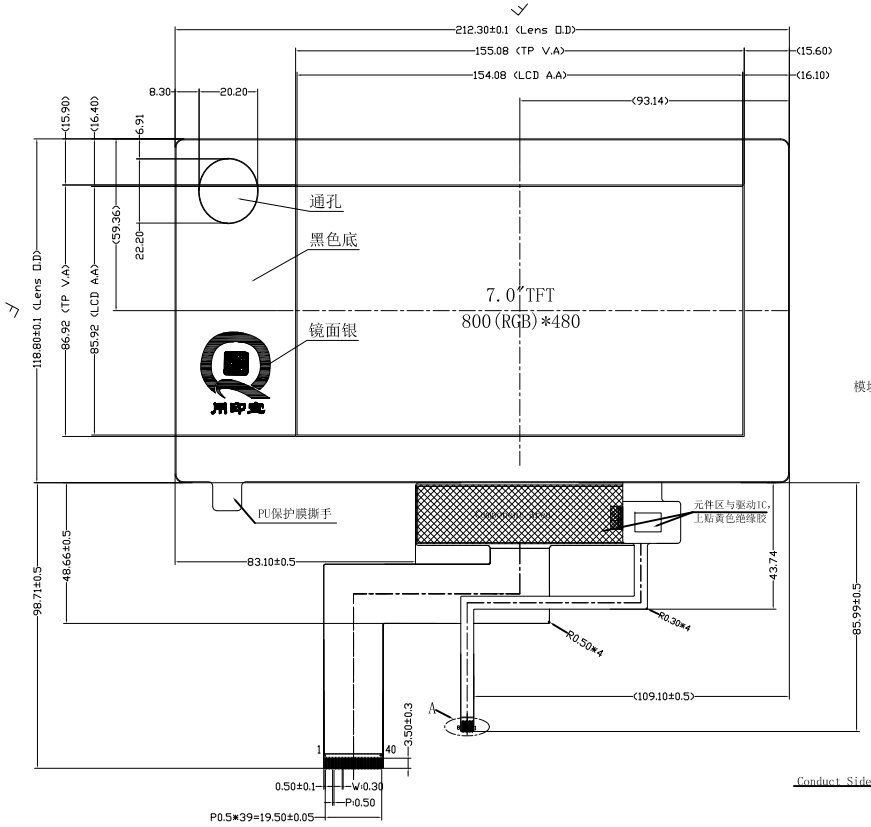

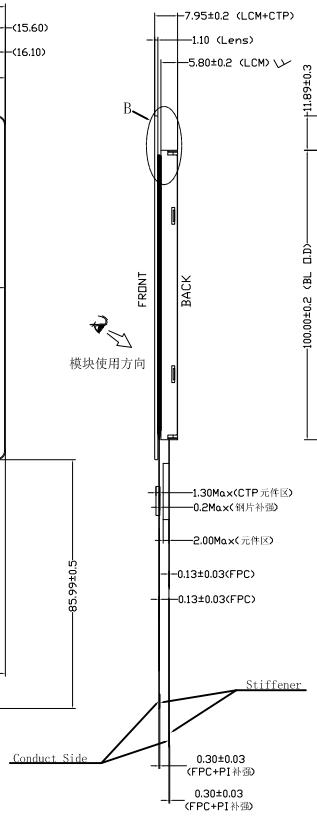

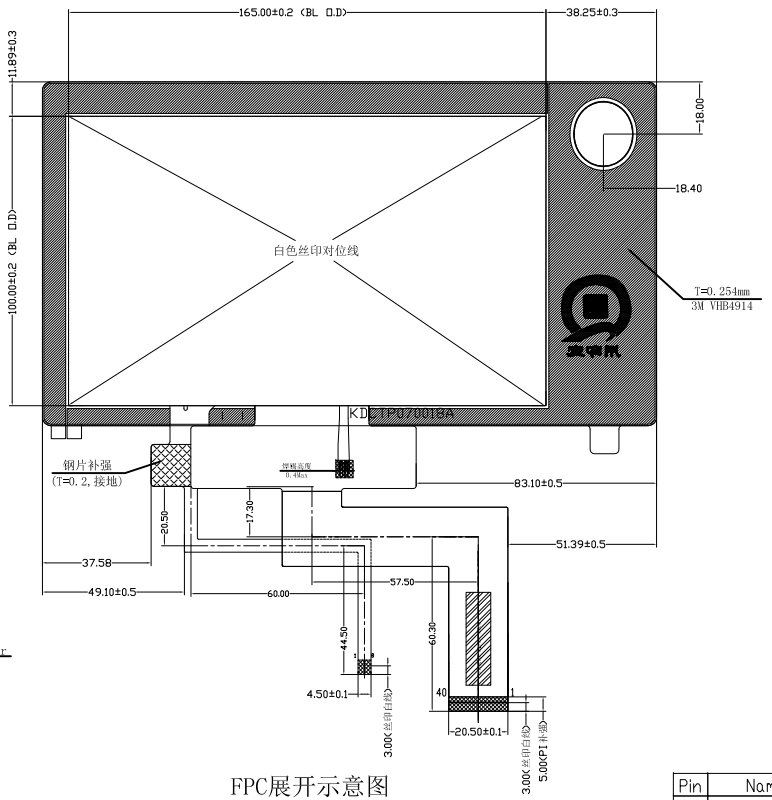

FPC展开示意图

FPC展开出货

Pin	Name
1	VLED-
2	VLED+
3	GND
4	VDD
5	R0
6	R1
7	R2
8	R3
9	R4
10	R5
11	R6
12	R7
13	G0
14	G1
15	G2
16	G3
17	G4
18	G5
19	G6
20	G7
21	B0
22	B1
23	B2
24	B3
25	B4
26	B5
27	B6
28	B7
29	GND
30	PCLK
31	DISP
32	HSYNC
33	VSYNC
34	DE
35	NC
36	GND
37	XR(NC)
38	YD(NC)
39	XL(NC)
40	YU(NC)

CTP的IIC部分的通讯电压为3.3

Pin	Name
1	GND
2	VDDIO(NC)
3	VDD
4	SCL
5	SDA
6	INT
7	RST
8	GND

NOTES:

1. DISPLAY TYPE: 7", TFT-LCD, 16.7M COLORS
2. DISPLAY MODE: T/N NORMALLY WHITE
3. VIEWING DIRECTION: 12
4. LCM DRIVER IC: EK9713/EK7330
   LCM Interface: 16/18/24 bit RGB Interface
5. Touch Mode: CTP
   Touch Driver IC: GT9271
   Touch Interface: IIC
   Touch and LCM Bonding technology: Tape bonding
6. VDD: 3.3V(LCM)
   IIC Communication voltage:3.3V(CTP),VDD:2.8~3.3V(CTP)
7. OPERATING TEMP: -20°C TO 70°C
   STORAGE TEMP: -30°C TO 80°C
8. BACK LIGHT: LED WHITE, 27 LED, 180±18mA, 9.9±0.6V
9. RoHS COMPLIANT.
10. " * "critical dimension;( )reference dimension..

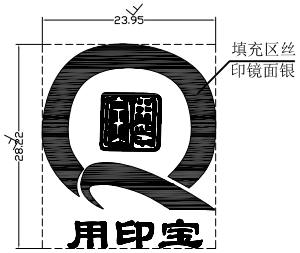

Scale:2.5/1

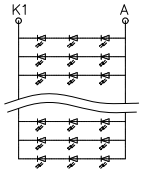

线路3串9并
27LED

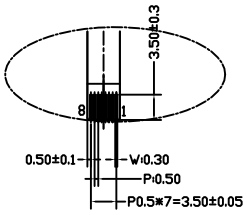

Detail:"A"
Scale:2.5/1

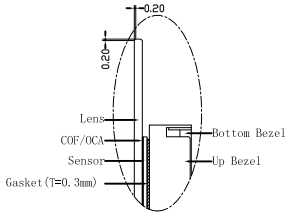

Detail:"B"
Scale:2.5/1

深圳市柯达科电子科技有限公司
SHENZHEN STARTEK ELECTRONICS CO.,LTD

TOLERANCE(公差)	DRAWING NAME	KD070WVTPA016-C019A	
	PARTS NO.	99070014A	
TOLERANCE UNLESS X.X±0.3	Drawn		Unit
OTHERWISE SPECIFIED X.XX±0.2	Checked		mm
Scale 1:1	Approve		Page 1/1

由 Autodesk 教育版产品制作