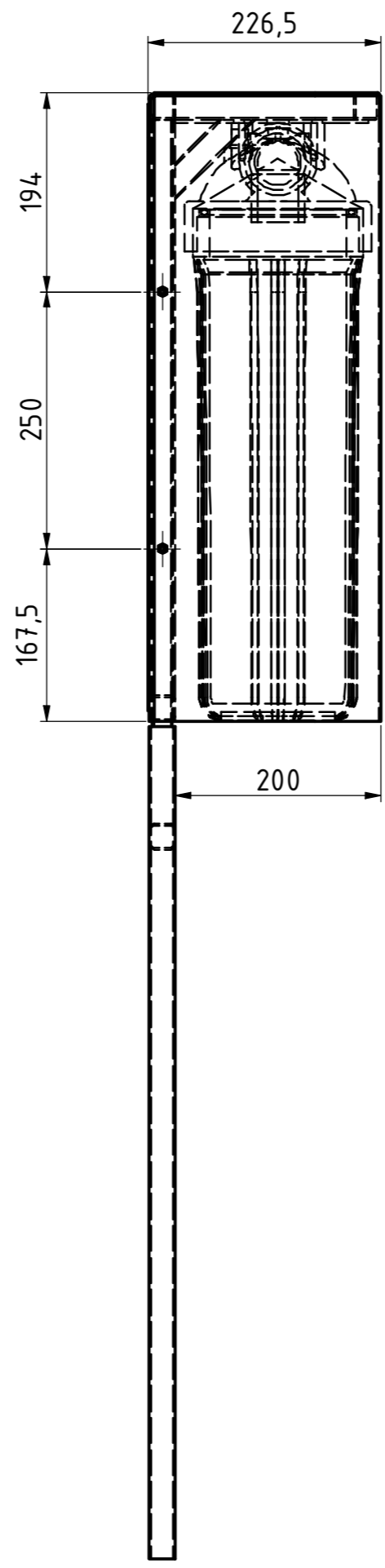
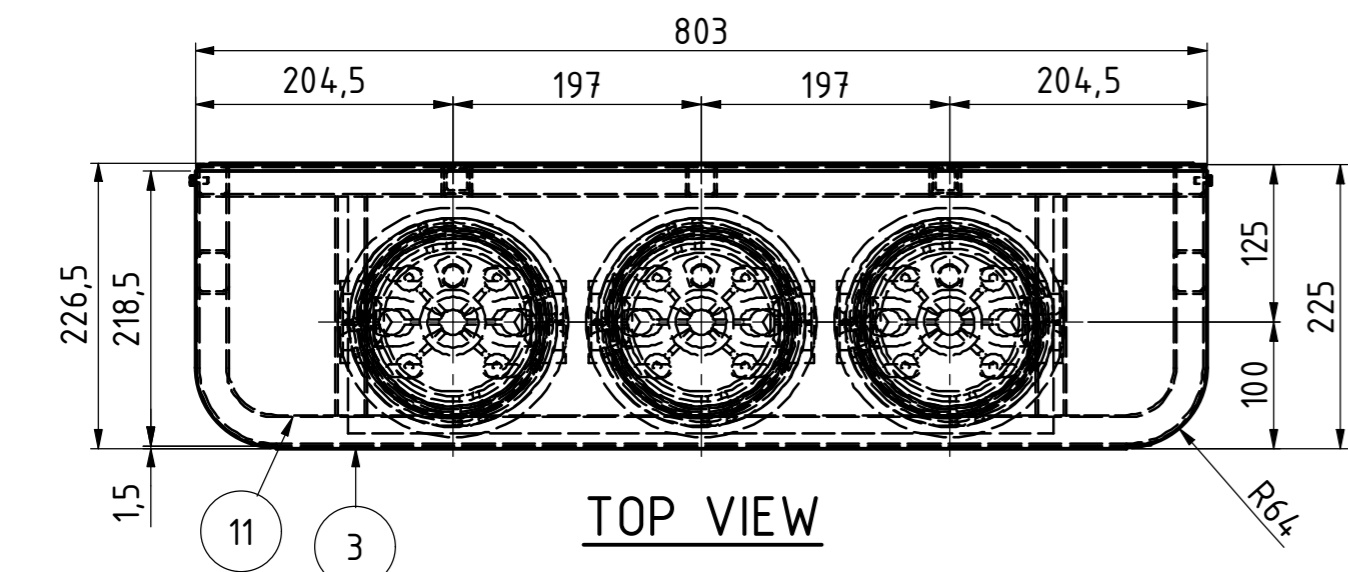


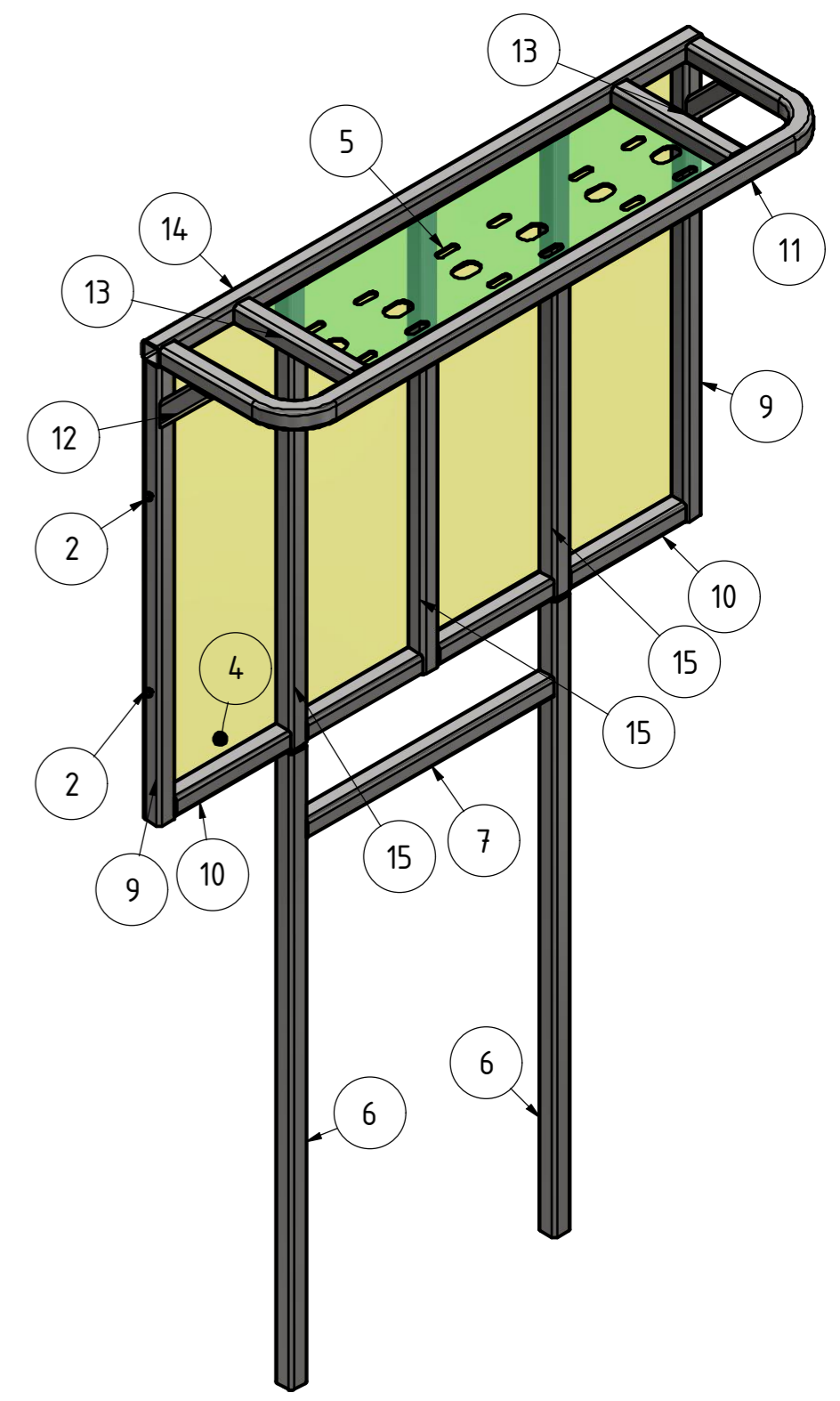
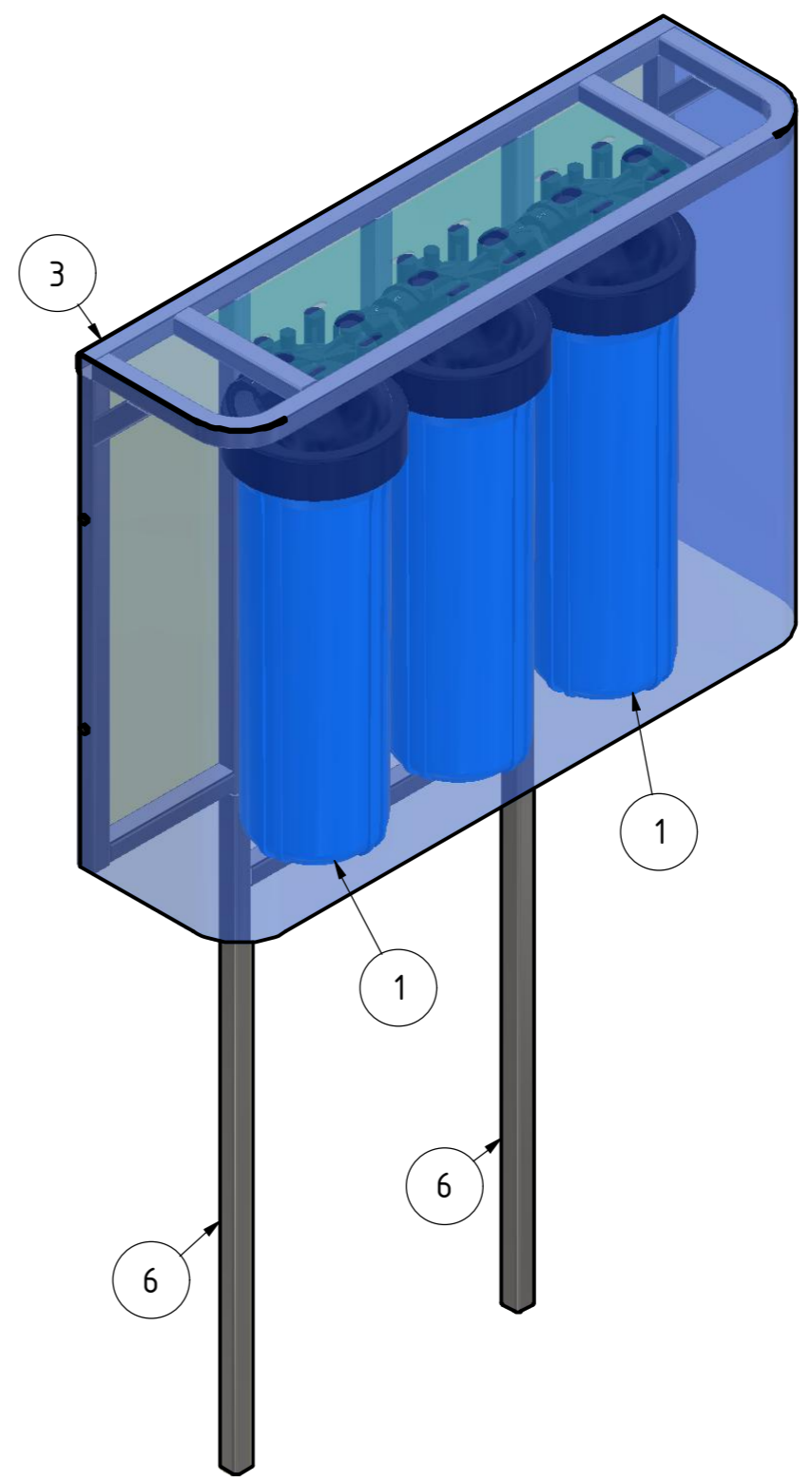
FRONT VIEW



SIDE VIEW

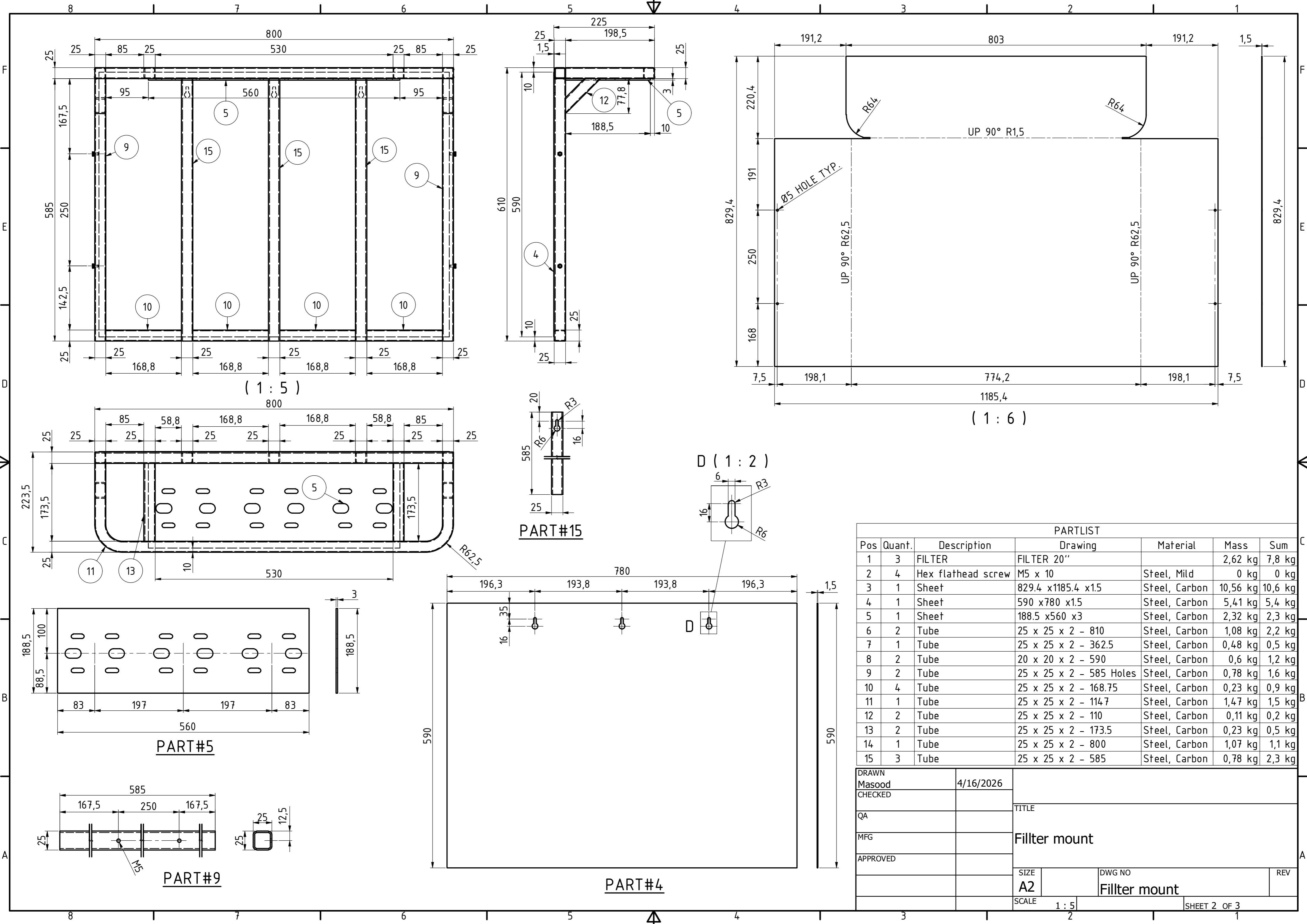


TOP VIEW



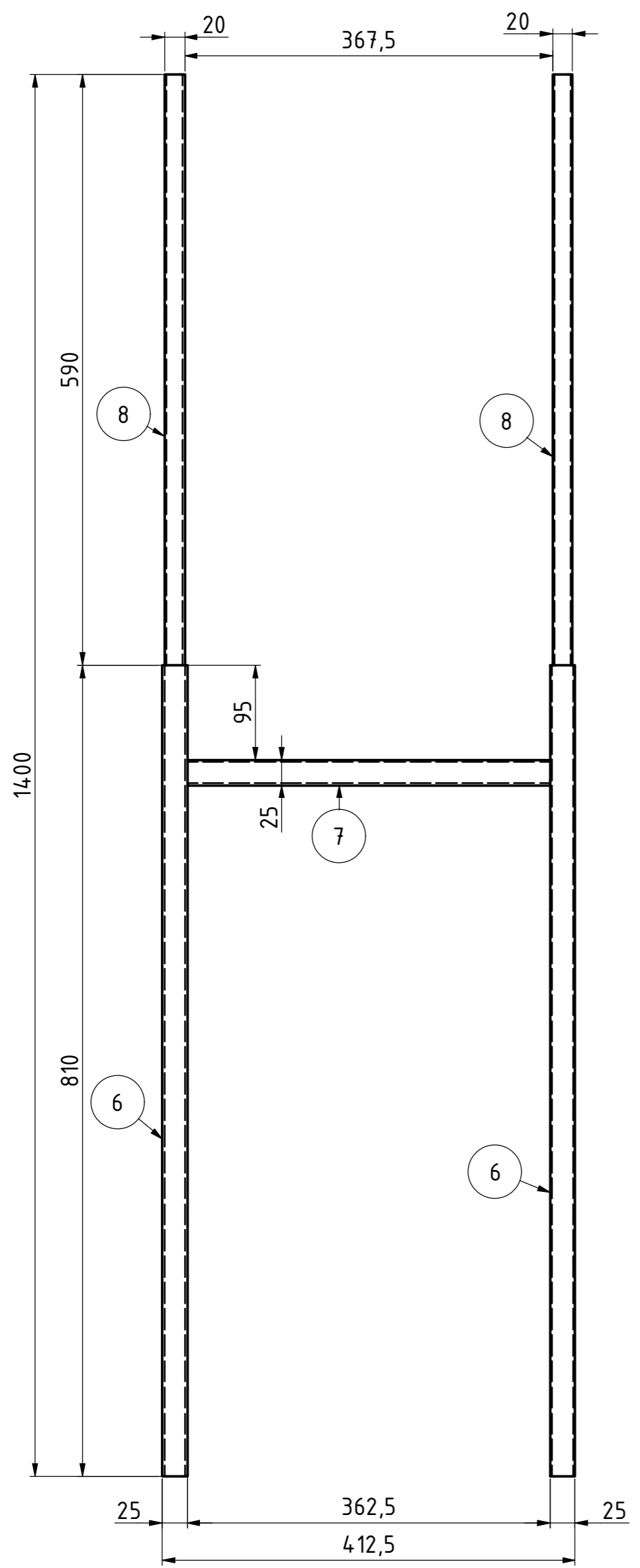
| PARTLIST |        |                    |                         |               |          |         |
|----------|--------|--------------------|-------------------------|---------------|----------|---------|
| Pos      | Quant. | Description        | Drawing                 | Material      | Mass     | Sum     |
| 1        | 3      | FILTER             | FILTER 20"              |               | 2,62 kg  | 7,8 kg  |
| 2        | 4      | Hex flathead screw | M5 x 10                 | Steel, Mild   | 0 kg     | 0 kg    |
| 3        | 1      | Sheet              | 829.4 x1185.4 x1.5      | Steel, Carbon | 10,56 kg | 10,6 kg |
| 4        | 1      | Sheet              | 590 x780 x1.5           | Steel, Carbon | 5,41 kg  | 5,4 kg  |
| 5        | 1      | Sheet              | 188.5 x560 x3           | Steel, Carbon | 2,32 kg  | 2,3 kg  |
| 6        | 2      | Tube               | 25 x 25 x 2 - 810       | Steel, Carbon | 1,08 kg  | 2,2 kg  |
| 7        | 1      | Tube               | 25 x 25 x 2 - 362.5     | Steel, Carbon | 0,48 kg  | 0,5 kg  |
| 8        | 2      | Tube               | 20 x 20 x 2 - 590       | Steel, Carbon | 0,6 kg   | 1,2 kg  |
| 9        | 2      | Tube               | 25 x 25 x 2 - 585 Holes | Steel, Carbon | 0,78 kg  | 1,6 kg  |
| 10       | 4      | Tube               | 25 x 25 x 2 - 168.75    | Steel, Carbon | 0,23 kg  | 0,9 kg  |
| 11       | 1      | Tube               | 25 x 25 x 2 - 1147      | Steel, Carbon | 1,47 kg  | 1,5 kg  |
| 12       | 2      | Tube               | 25 x 25 x 2 - 110       | Steel, Carbon | 0,11 kg  | 0,2 kg  |
| 13       | 2      | Tube               | 25 x 25 x 2 - 173.5     | Steel, Carbon | 0,23 kg  | 0,5 kg  |
| 14       | 1      | Tube               | 25 x 25 x 2 - 800       | Steel, Carbon | 1,07 kg  | 1,1 kg  |
| 15       | 3      | Tube               | 25 x 25 x 2 - 585       | Steel, Carbon | 0,78 kg  | 2,3 kg  |

|          |  |           |              |              |  |
|----------|--|-----------|--------------|--------------|--|
| DRAWN    |  | 4/16/2026 |              | TITLE        |  |
| Masood   |  |           |              |              |  |
| CHECKED  |  |           |              |              |  |
| QA       |  |           |              |              |  |
| MFG      |  |           |              | Filter mount |  |
| APPROVED |  |           |              |              |  |
|          |  | SIZE      | DWG NO       | REV          |  |
|          |  | A2        | Filter mount |              |  |
|          |  | SCALE     | 1 : 7        | SHEET 1 OF 3 |  |

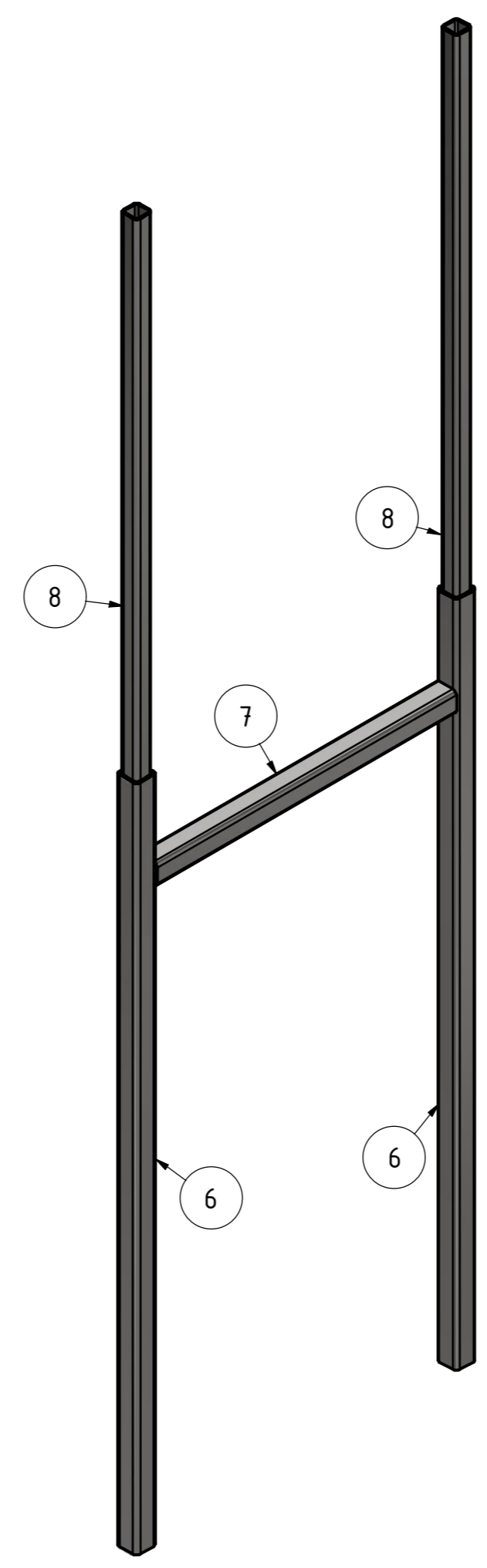
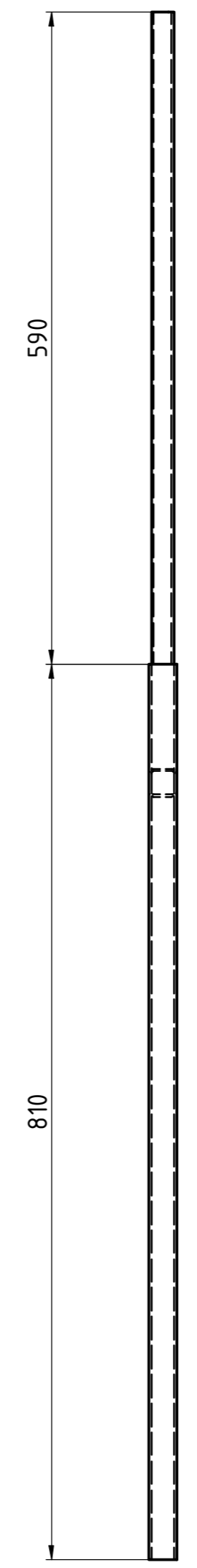


| PARTLIST |        |                    |                         |               |          |         |
|----------|--------|--------------------|-------------------------|---------------|----------|---------|
| Pos      | Quant. | Description        | Drawing                 | Material      | Mass     | Sum     |
| 1        | 3      | FILTER             | FILTER 20"              |               | 2,62 kg  | 7,8 kg  |
| 2        | 4      | Hex flathead screw | M5 x 10                 | Steel, Mild   | 0 kg     | 0 kg    |
| 3        | 1      | Sheet              | 829.4 x1185.4 x1.5      | Steel, Carbon | 10,56 kg | 10,6 kg |
| 4        | 1      | Sheet              | 590 x780 x1.5           | Steel, Carbon | 5,41 kg  | 5,4 kg  |
| 5        | 1      | Sheet              | 188.5 x560 x3           | Steel, Carbon | 2,32 kg  | 2,3 kg  |
| 6        | 2      | Tube               | 25 x 25 x 2 - 810       | Steel, Carbon | 1,08 kg  | 2,2 kg  |
| 7        | 1      | Tube               | 25 x 25 x 2 - 362.5     | Steel, Carbon | 0,48 kg  | 0,5 kg  |
| 8        | 2      | Tube               | 20 x 20 x 2 - 590       | Steel, Carbon | 0,6 kg   | 1,2 kg  |
| 9        | 2      | Tube               | 25 x 25 x 2 - 585 Holes | Steel, Carbon | 0,78 kg  | 1,6 kg  |
| 10       | 4      | Tube               | 25 x 25 x 2 - 168.75    | Steel, Carbon | 0,23 kg  | 0,9 kg  |
| 11       | 1      | Tube               | 25 x 25 x 2 - 114.7     | Steel, Carbon | 1,47 kg  | 1,5 kg  |
| 12       | 2      | Tube               | 25 x 25 x 2 - 110       | Steel, Carbon | 0,11 kg  | 0,2 kg  |
| 13       | 2      | Tube               | 25 x 25 x 2 - 173.5     | Steel, Carbon | 0,23 kg  | 0,5 kg  |
| 14       | 1      | Tube               | 25 x 25 x 2 - 800       | Steel, Carbon | 1,07 kg  | 1,1 kg  |
| 15       | 3      | Tube               | 25 x 25 x 2 - 585       | Steel, Carbon | 0,78 kg  | 2,3 kg  |

|          |  |           |  |              |  |
|----------|--|-----------|--|--------------|--|
| DRAWN    |  | 4/16/2026 |  | TITLE        |  |
| Masood   |  |           |  |              |  |
| CHECKED  |  |           |  | Filter mount |  |
| QA       |  |           |  |              |  |
| MFG      |  |           |  | REV          |  |
| APPROVED |  |           |  |              |  |
| SCALE    |  | 1 : 5     |  | DWG NO       |  |
|          |  |           |  | Filter mount |  |
|          |  |           |  | SHEET 2 OF 3 |  |



( 1 : 5 )



( 1 : 5 )

| PARTLIST |        |             |                     |               |         |        |
|----------|--------|-------------|---------------------|---------------|---------|--------|
| Pos      | Quant. | Description | Drawing             | Material      | Mass    | Sum    |
| 6        | 2      | Tube        | 25 x 25 x 2 - 810   | Steel, Carbon | 1,08 kg | 2,2 kg |
| 7        | 1      | Tube        | 25 x 25 x 2 - 362.5 | Steel, Carbon | 0,48 kg | 0,5 kg |
| 8        | 2      | Tube        | 20 x 20 x 2 - 590   | Steel, Carbon | 0,6 kg  | 1,2 kg |

|                 |           |                        |  |              |  |
|-----------------|-----------|------------------------|--|--------------|--|
| DRAWN<br>Masood | 4/16/2026 | TITLE<br>Filter mount  |  |              |  |
| CHECKED         |           |                        |  |              |  |
| QA              |           | SIZE<br>A2             |  |              |  |
| MFG             |           |                        |  |              |  |
| APPROVED        |           | DWG NO<br>Filter mount |  | REV          |  |
|                 |           | SCALE<br>1 : 5         |  | SHEET 3 OF 3 |  |