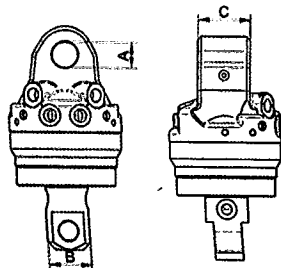


ROTATORS

ROTATORS WITH SHAFT UP TO 6000 KG LOAD CAPACITY (incl. fittings)



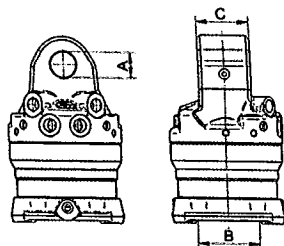
Type	Load capacity (kg)	Shaft- \varnothing B (mm)	Upper connection C x A* (mm)	Torque (Nm)	Moment of deflection max. (Nm)
PZR601G	6000	68	84 x 40	1000	4500
PZR601GA**	6000	68	84 x 40	1000	4500

* length C x \varnothing shaft A **positioning pin and hydraulic connection in line

Operating pressure: 320 bar
Pump capacity: 25 – 75 l/min

Hydraulic couplings-in: G 1/2"
Hydraulic couplings-out: M 18 x 1.5

ROTATOR WITH FLANGE UP TO 6000 KG LOAD CAPACITY (incl. fittings)



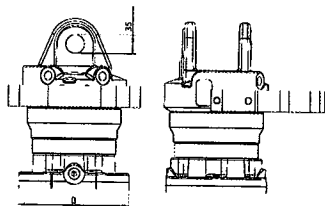
Type	Load capacity (kg)	Hole pattern flange B (mm)	Upper connection C x A* (mm)	Torque (Nm)	Moment of deflection max. (Nm)
PZR601GF	6000	□ 140	84 x 40	1000	8500

* length C x \varnothing shaft A

Operating pressure: 320 bar
Pump capacity: 25 – 75 l/min

Hydraulic couplings-in: G 1/2"
Hydraulic couplings-out: M 18 x 1.5

ROTATOR WITH FLANGE UP TO 6000 KG LOAD CAPACITY (incl. hose guard and fittings)



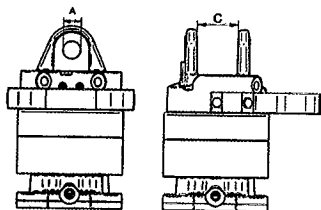
Type	Load capacity (kg)	Hole pattern flange B (mm)	Upper connection C x A* (mm)	Torque (Nm)	Moment of deflection max. (Nm)
PZR601GF-35	6000	Ø173	81 x 35	1000	8500

* length C x \varnothing shaft A

Operating pressure: 320 bar
Pump capacity: 25 – 75 l/min

Hydraulic couplings-in: G 1/2"
Hydraulic couplings-out: G 1/2"

ROTATORS WITH FLANGE UP TO 10000 KG LOAD CAPACITY (incl. hose guard and fittings)



Type	Load capacity (kg)	Hole pattern flange B (mm)	Upper connection C x A* (mm)	Torque (Nm)	Moment of deflection max. (Nm)
PZR1000GF	10000	Ø 173	81 x 35	2000	12000
PZR1000GF-45	10000	Ø 173	100 x 45	2000	12000

* length C x \varnothing shaft A

Operating pressure: 320 bar
Pump capacity: 25 – 75 l/min

Hydraulic couplings-in: G 1/2"
Hydraulic couplings-out: G 1/2"

NOTE:

Complete packages for rotators are listed on page 6.