| 序号 | 修 改 内 容 | 更改负责人 | 批 准 | 日 期 | 更改文件编号 |
|---|---|---|---|---|---|
| 1 | | | | | |

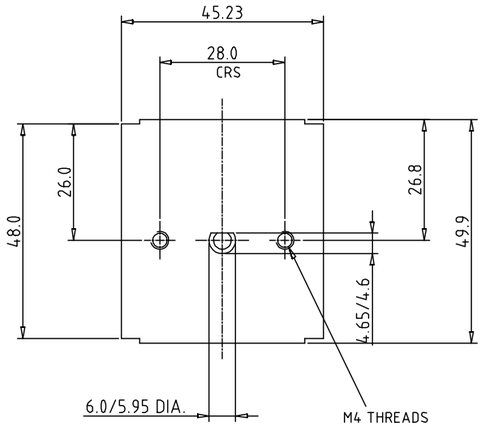


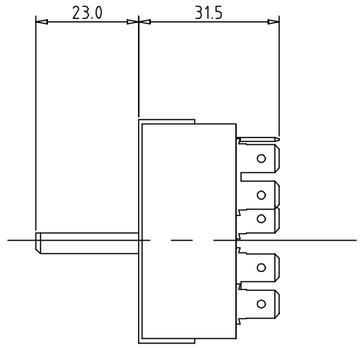


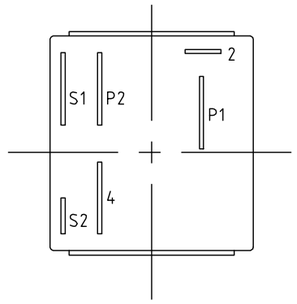


NOTES:

1. RATING:
   13.5A 230V AC MAX. RESISTIVE
   TUNGSTEN HALOGEN(BALLAST LOAD)
   SIGNAL CONTACTS:
   S1-S2 0.1A 400V AC MAX. RESISTIVE

2. TEMPERATURE RATING: 125°C MAX. CONTINUOUS
3. OUTPUT CHARACTERISTICS:
   CONTINENTAL SCALE, OPERATING RANGE 51-308°⏢C.W.
   6±3% AT 51°⏢
   ④ $60^{+13}_{-15}$% AT 258°⏢
   100% AT 308°⏢ (INDEXED FULL POSN.)
4. INDEXING: OFF POSITION & FULL-ON POSITION
5. MOUNTING: TWO-SCREW FIXING-2XM4 SCREWS
   AT 28mm CENTRES-MAX SCREW INSERTION 5mm.
6. OFF POSITION ACCURACY: ±3°⏢ MAX.
7. TERMINATIONS: 6.3mm TAB.
8. APPROVALS: EN60 730 2-1 & EN60 730 2-11
   TO ENSURE COMPLIANCE PLEASE REFER TO
   TECHNICAL INFORMATION SHEET CH291 WHICH
   IS AVAILABLE ON REQUEST.
9. 'P' SUFFIX ADDED TO IDENTIFY UNITS FITTED WITH
   PLASTIC SPINDLES.

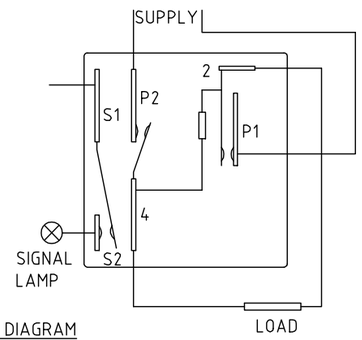


WIRING DIAGRAM

| DIMENSIONS IN MILLIMETRES |
|---|
| ALL DIMENSIONS ±0.5 UNLESS OTHERWISE SPECIFIED |

技术要求:

1.未经客户同意，不得变更材质，结构，颜色等技术规格。
2.未注明事项，依照双方协定的标准样品执行。
3.符合ROHS环保要求，不得使用有害物质。
4.未注明公差，依照公差表选取。

| | | | | | | |
|---|---|---|---|---|---|---|
| 原材料规格: | | 热处理/表面处理: | | | | 产品型号: SA45ER104C1 & SA45ER104C1P |
| 设计: 高文涛 | 校对: 张新强 | 审核: 张新强 | 批准: 吴明鑫 | 日期: 2015/4/9 | 重量: Kg | 产品名称: 电源开关 |
| 集能国际集团 SUNNER GROUP | | | | 图幅: A3 | 绘图比例: 1:1 / 图纸数量: 1/1 | 版本: 01.a / 产品编号: |


Sunner Best Business Partner
电话：+86 21 53088020 传真：+86 21 57280104
E-Mail：component@sunnergroup.com
网址：www.sunnerelectric.com www.sunnergroup.com


未注公差尺寸按最佳参考值 (GB/T 1804-2000)

| 线性尺寸 | 0.5 | 3 | 6 | 30 | 120 | 400 | 1000 | 2000 | 4000 |
|---|---|---|---|---|---|---|---|---|---|
| 粗糙 | ±0.05 | ±0.1 | ±0.2 | ±0.5 | ±0.8 | ±1.2 | ±2 | ±3 | ±4 |
| 中等 | ±0.1 | ±0.2 | ±0.5 | ±1 | ±1.5 | ±2.5 | ±4 | ±6 | ±8 |
| 粗糙 | ±0.2 | ±0.3 | ±1 | ±2 | ±3 | ±4 | ±6 | ±8 | ±12 |
| 最粗 | — | ±0.5 | ±1.5 | ±3 | ±5 | ±8 | ±12 | ±16 | ±20 |

| 角度尺寸 | 10 | 50 | 120 | 400 | 1000 | 2000 | 4000 |
|---|---|---|---|---|---|---|---|
| 粗糙 | ±1° | ±30' | ±20' | ±15' | ±10' | ±5' | ±5' |
| 中等 | ±1° | ±30' | ±20' | ±15' | ±10' | ±5' | ±5' |
| 粗糙 | ±1°30' | ±1° | ±30' | ±20' | ±15' | ±10' | ±10' |
| 最粗 | ±3° | ±2° | ±1° | ±30' | ±20' | ±15' | ±15' |

| 倒角高度尺寸 | 0.5 | 3 | 6 | 30 | 120 | 400 |
|---|---|---|---|---|---|---|
| 粗糙 | ±0.2 | ±0.5 | ±1 | ±2 | ±4 | ±8 |
| 最粗 | — | ±1 | ±2 | ±4 | ±8 | ±16 |

| 倒角角度尺寸 | 10 | 50 | 120 | 400 | 1000 | 2000 | 4000 |
|---|---|---|---|---|---|---|---|
| 粗糙 | ±30' | ±15' | ±10' | ±5' | ±5' | ±5' | ±5' |
| 最粗 | ±1° | ±30' | ±20' | ±15' | ±10' | ±10' | ±10' |

| 圆角半径尺寸 | 0.5 | 3 | 6 | 30 | 120 | 400 |
|---|---|---|---|---|---|---|
| 粗糙 | ±0.2 | ±0.5 | ±1 | ±2 | ±4 | ±8 |
| 最粗 | — | ±1 | ±2 | ±4 | ±8 | ±16 |

| 说明 | 符号 |
|---|---|
| 产品主要结构要素 | [2] |
| 产品重要能力特性要素 | ○ |
| 产品安全/关键特性标识 | ◇ |