

A

B

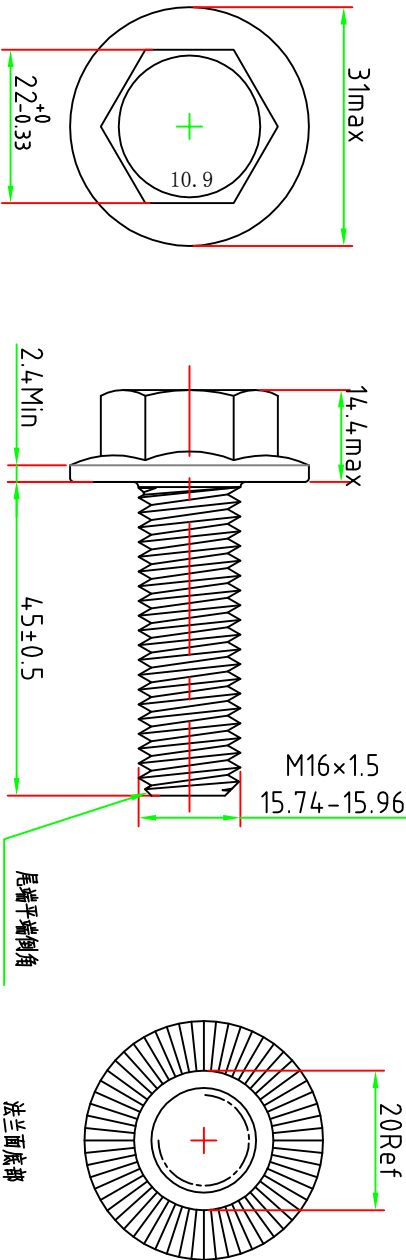
C

D

E

F

注:1、螺栓尺寸必须符合图纸公差
2、电镀后过6g螺纹环境
3、符合10.9级螺栓参数标准
4、等级能通过第三方测试判定



法兰面底部

尾端平端倒角

22⁺⁰_{-0.33}

2.4Min

4.5±0.5

M16x1.5

15.74-15.96

20Ref

31max

10.9

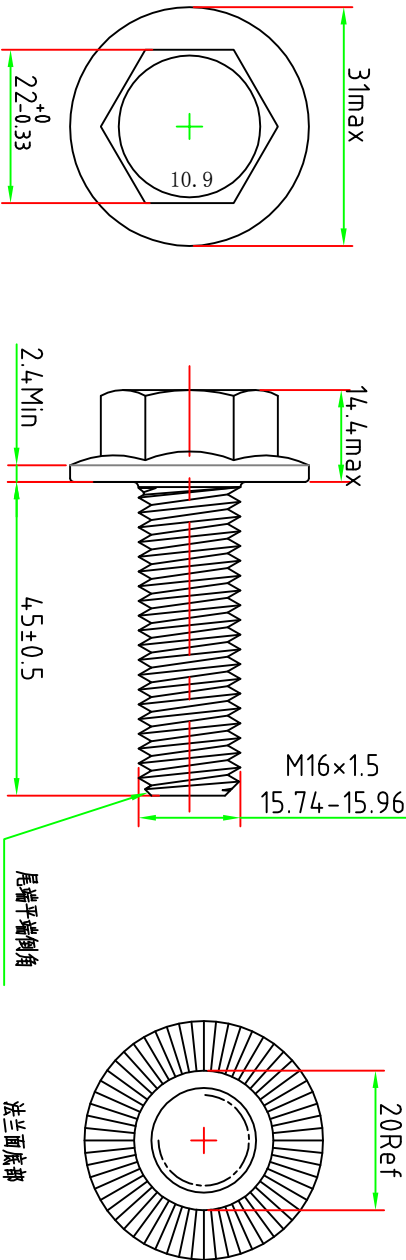
14.4max

M16x1.5

15.74-15.96

20Ref

22⁺⁰_{-0.33}



法兰面底部

尾端平端倒角

22⁺⁰_{-0.33}

2.4Min

4.5±0.5

M16x1.5

15.74-15.96

20Ref

31max

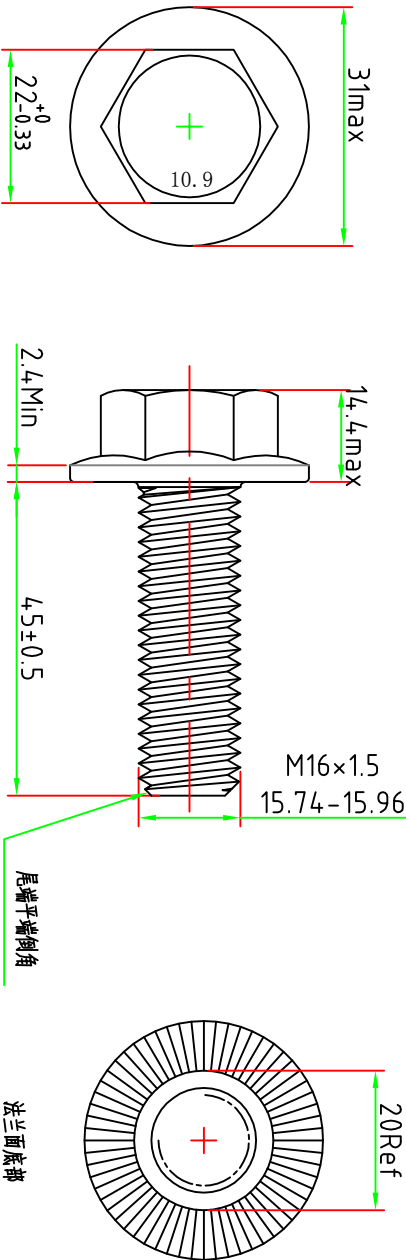
10.9

14.4max

M16x1.5

15.74-15.96

20Ref



法兰面底部

尾端平端倒角

22⁺⁰_{-0.33}

2.4Min

4.5±0.5

M16x1.5

15.74-15.96

20Ref

31max

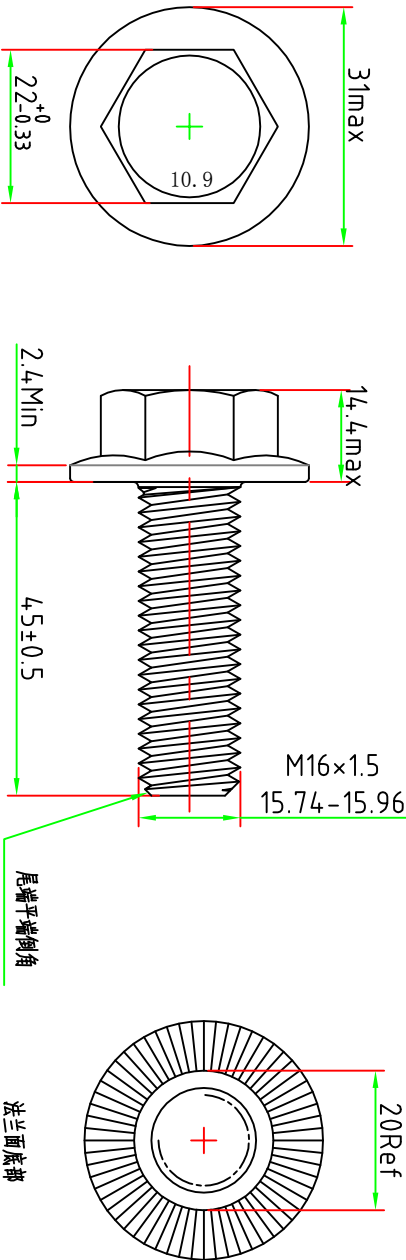
10.9

14.4max

M16x1.5

15.74-15.96

20Ref



法兰面底部

尾端平端倒角

22⁺⁰_{-0.33}

2.4Min

4.5±0.5

M16x1.5

15.74-15.96

20Ref

31max

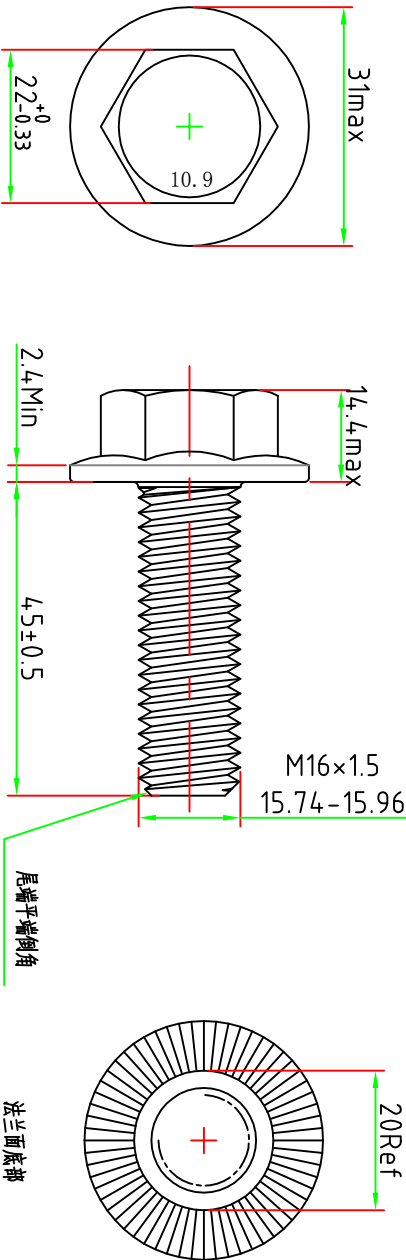
10.9

14.4max

M16x1.5

15.74-15.96

20Ref



法兰面底部

尾端平端倒角

22⁺⁰_{-0.33}

2.4Min

4.5±0.5

M16x1.5

15.74-15.96

20Ref

31max

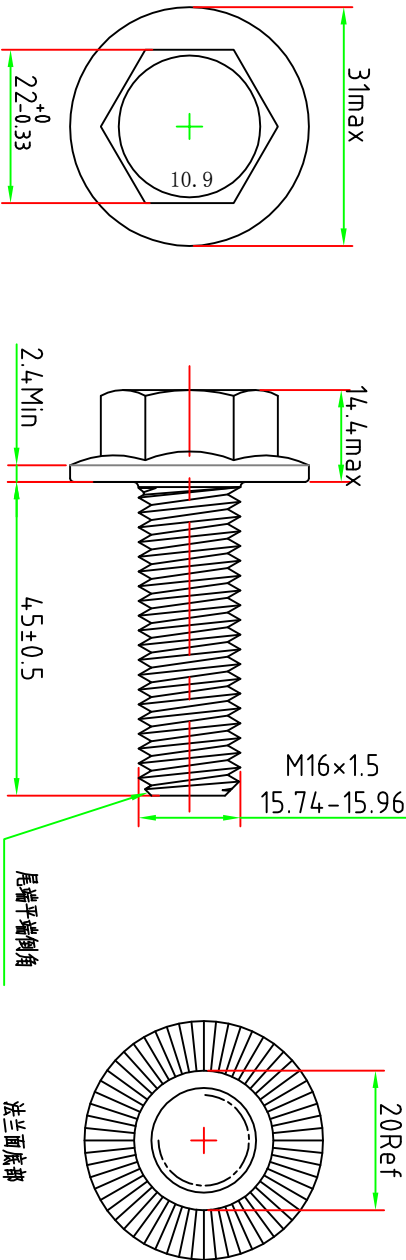
10.9

14.4max

M16x1.5

15.74-15.96

20Ref



法兰面底部

尾端平端倒角

22⁺⁰_{-0.33}

2.4Min

4.5±0.5

M16x1.5

15.74-15.96

20Ref

31max

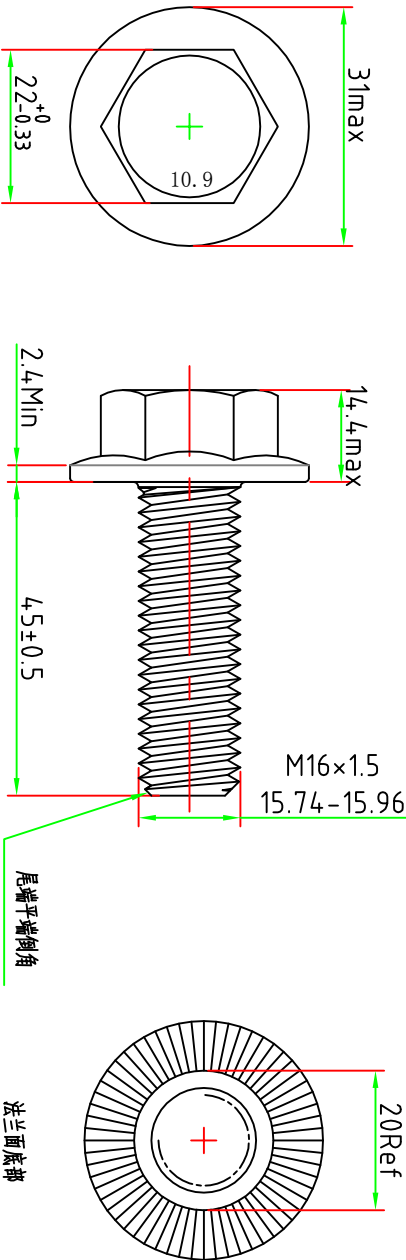
10.9

14.4max

M16x1.5

15.74-15.96

20Ref



法兰面底部

尾端平端倒角

22⁺⁰_{-0.33}

2.4Min

4.5±0.5

M16x1.5

15.74-15.96

20Ref

31max

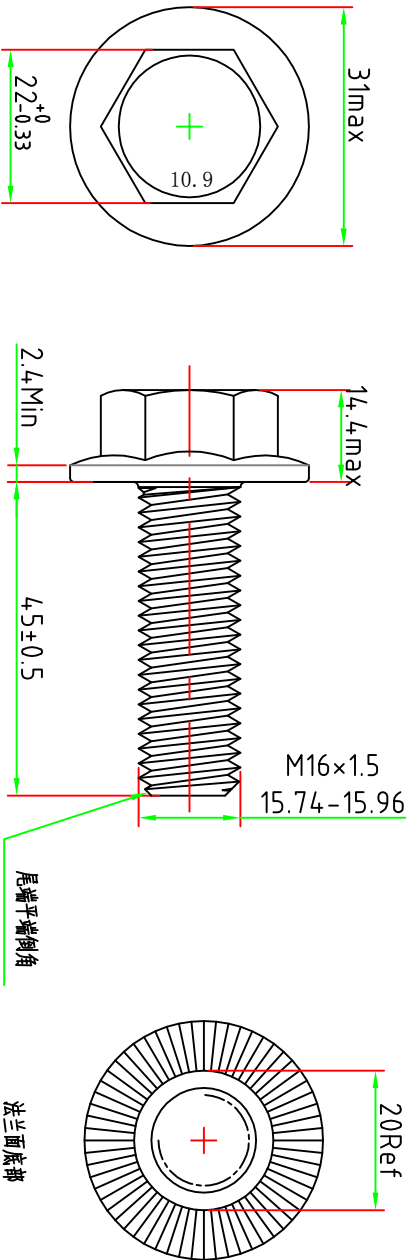
10.9

14.4max

M16x1.5

15.74-15.96

20Ref



法兰面底部

尾端平端倒角

22⁺⁰_{-0.33}

2.4Min

4.5±0.5

M16x1.5

15.74-15.96

20Ref

31max

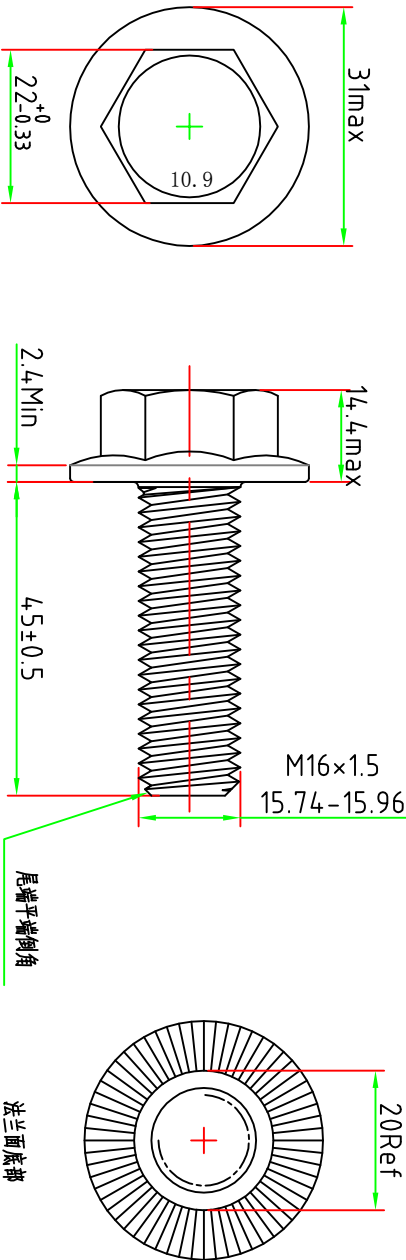
10.9

14.4max

M16x1.5

15.74-15.96

20Ref



法兰面底部

尾端平端倒角

22⁺⁰_{-0.33}

2.4Min

4.5±0.5

M16x1.5

15.74-15.96

20Ref

31max

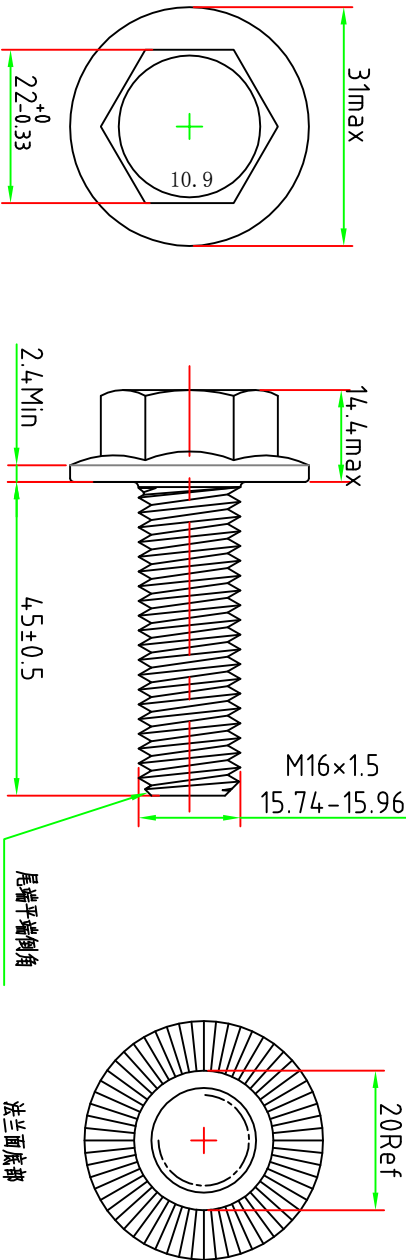
10.9

14.4max

M16x1.5

15.74-15.96

20Ref



法兰面底部

尾端平端倒角

22⁺⁰_{-0.33}

2.4Min

4.5±0.5

M16x1.5

15.74-15.96

20Ref

31max

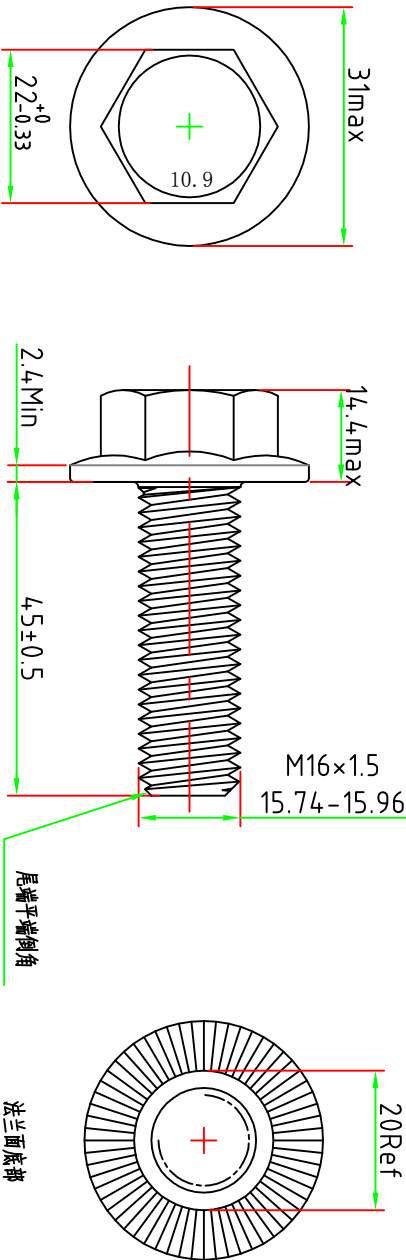
10.9

14.4max

M16x1.5

15.74-15.96

20Ref



法兰面底部

尾端平端倒角

22⁺⁰_{-0.33}

2.4Min

4.5±0.5

M16x1.5

15.74-15.96

20Ref

31max

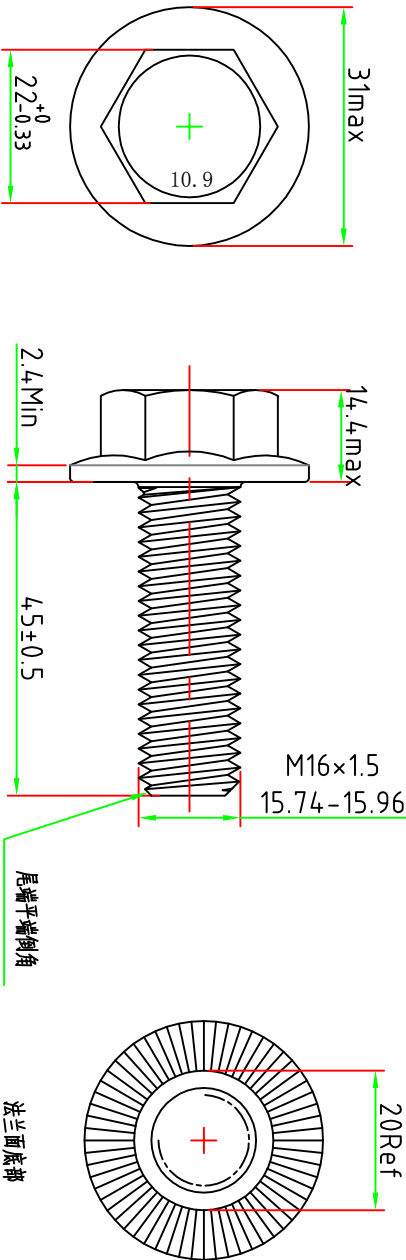
10.9

14.4max

M16x1.5

15.74-15.96

20Ref



法兰面底部

尾端平端倒角

22⁺⁰_{-0.33}

2.4Min

4.5±0.5

M16x1.5

15.74-15.96

20Ref

31max

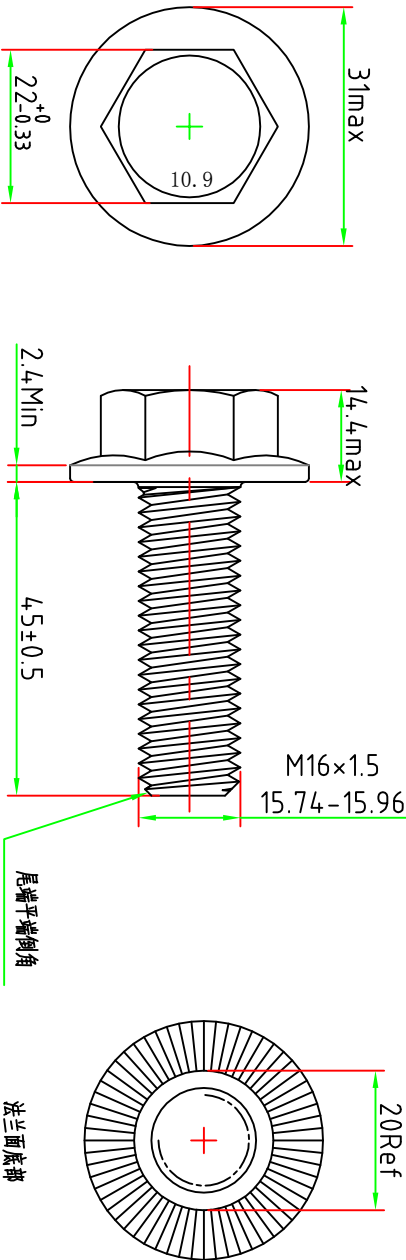
10.9

14.4max

M16x1.5

15.74-15.96

20Ref



法兰面底部

尾端平端倒角

22⁺⁰_{-0.33}

2.4Min

4.5±0.5

M16x1.5

15.74-15.96

20Ref

31max

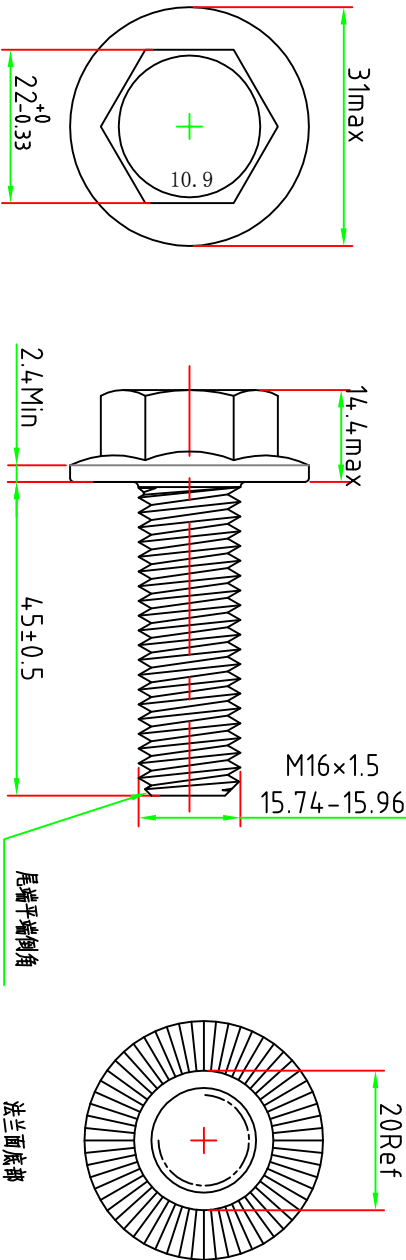
10.9

14.4max

M16x1.5

15.74-15.96

20Ref



法兰面底部

尾端平端倒角

22⁺⁰_{-0.33}

2.4Min

4.5±0.5

M16x1.5

15.74-15.96

20Ref

31max

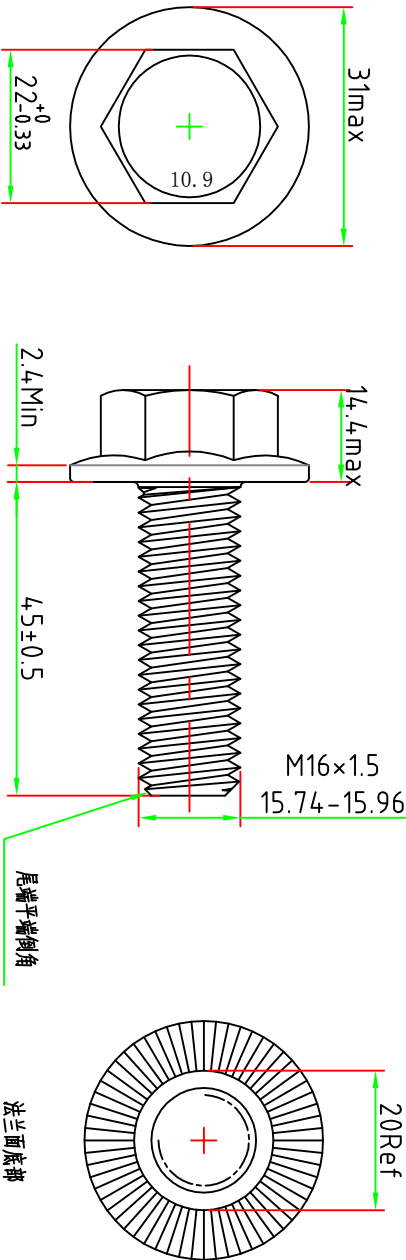
10.9

14.4max

M16x1.5

15.74-15.96

20Ref



法兰面底部

尾端平端倒角

22⁺⁰_{-0.33}

2.4Min

4.5±0.5

M16x1.5

15.74-15.96

20Ref

31max

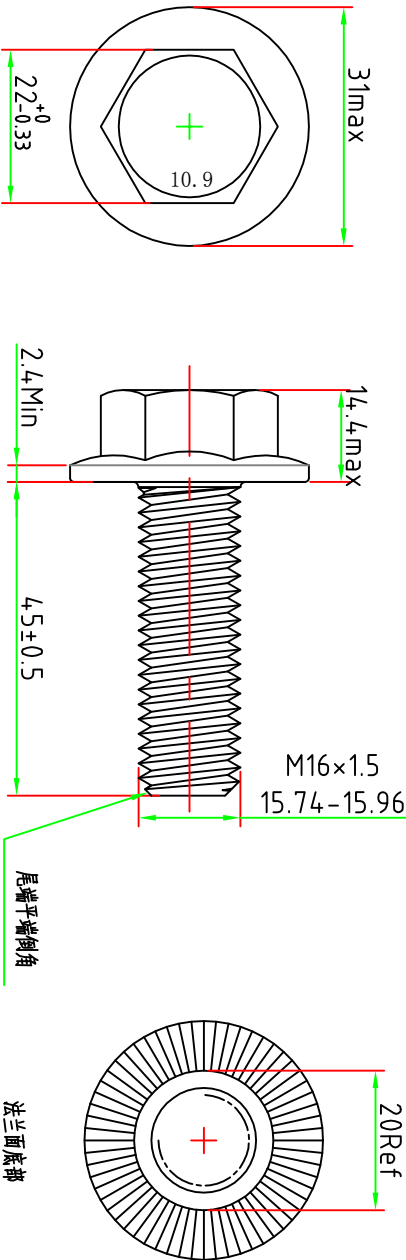
10.9

14.4max

M16x1.5

15.74-15.96

20Ref



法兰面底部

尾端平端倒角

22⁺⁰_{-0.33}

2.4Min

4.5±0.5

M16x1.5

15.74-15.96

20Ref

31max

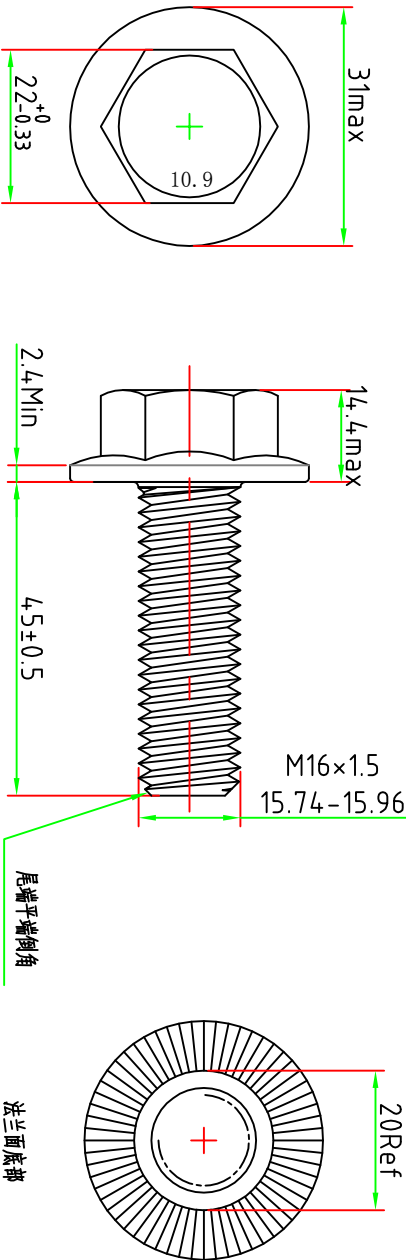
10.9

14.4max

M16x1.5

15.74-15.96

20Ref



法兰面底部

尾端平端倒角

22⁺⁰_{-0.33}

2.4Min

4.5±0.5</